

Planungshilfen

zum Import in CAD-Programme
DXF-Format, M = 1:100



Weissenböck

Steine zum Wohlfühlen

www.steine.at

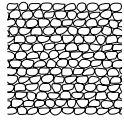
Inhaltsverzeichnis:

Arena	S. 3
Tegula	S. 3
Tegula Kreise	S. 5
Tauerndekor	S. 7
Silidur Sechseck- und Wellenstein	S. 8
Matoro	S. 8
Aquarin	S. 9
Forum	S. 9
Rondo	S. 10
Flüstermatoro	S. 10
Forum Kreise	S. 11
Rialta	S. 12
Carma Classic	S. 12
Carma Yorkstone	S. 14

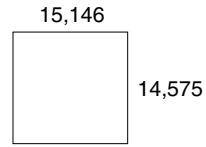
Planungshilfe **ARENA**

Versatz

M=1:100



Arena.DXF

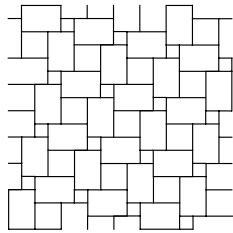


Arena1.DXF


Planungshilfe **TEGULA Großplatte Römerverlegung**

Versatz

M=1:100



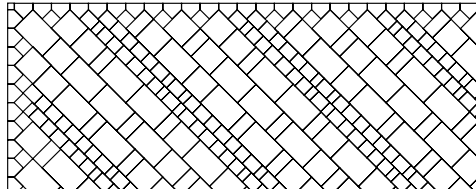
TEGP-RV.DXF



TEGP-RV1.DXF

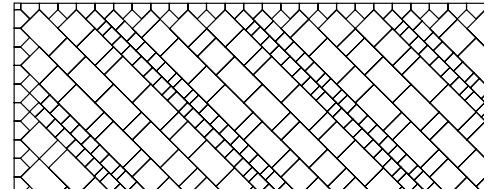
Planungshilfe **TEGULA Römischer Diagonalverband**

M=1:100



TE-RDV.DXF.....Große Version

Ausschnitt

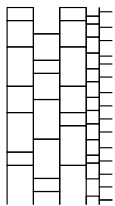


TE-RDVK.DXF.....Kleinere Version


Planungshilfe **TEGULA Römischer Verband**

Versatz

M=1:100



TE-RV.DXF




TE-RV1.DXF

Planungshilfe **TEGULA Wege**

Versatz

M=1:100


TE-W115A



TE-W115E

TE-W115.DXF


TE-W140A



TE-W140E

TE-W140.DXF

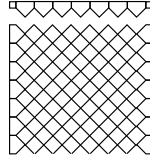
TE-W165A



TE-W165E

TE-W165.DXF

TE-W190A.DXF




TE-W190E.DXF

TE-W190.DXF

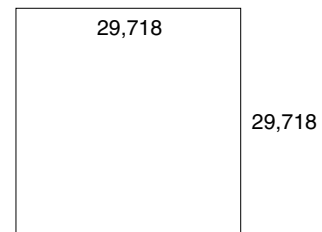

17,070

TE-WV.DXF

Planungshilfe **TEGULA Verlegemuster Nr.10****Te-VM10.DXF**



Versatz

M=1:100

**Te-VM10V.DXF**Planungshilfe **TEGULA Verlegemuster Nr.11****Te-VM11.DXF**


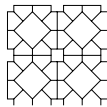
Versatz

M=1:100

**Te-VM11V.DXF**Planungshilfe **TEGULA Verlegemuster Nr.15****Te-VM15.DXF**

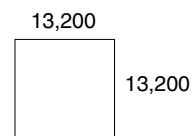
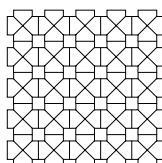
Versatz

M=1:100

**Te-VM15V.DXF**Planungshilfe **TEGULA Verlegemuster Nr.16****Te-VM16.DXF**


Versatz

M=1:100

**Te-VM16V.DXF**Planungshilfe **TEGULA Verlegemuster Nr.17****Te-VM17.DXF**

Versatz

M=1:100

**Te-VM17V.DXF**

Planungshilfe **TEGULA Bischofsmützenreihe**

Versatz

M=1:100



44,170

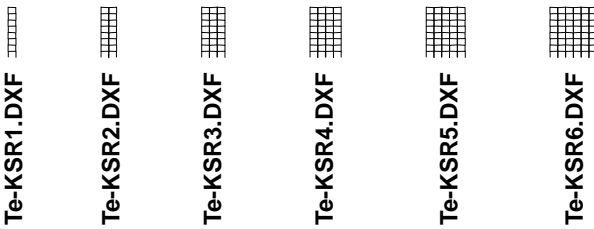
Te-BMR.DXF

Te-BMRV.DXF

Planungshilfe **TEGULA Kleinsteinreihen**

Versatz

M=1:100

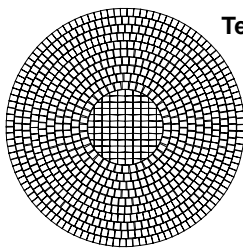


6,640

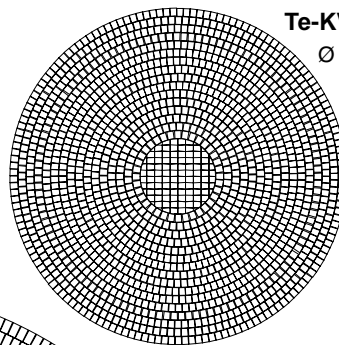
Te-KSRV.DXF
Nur vertikaler Versatz!

Planungshilfe **TEGULA Kreisverlegung**

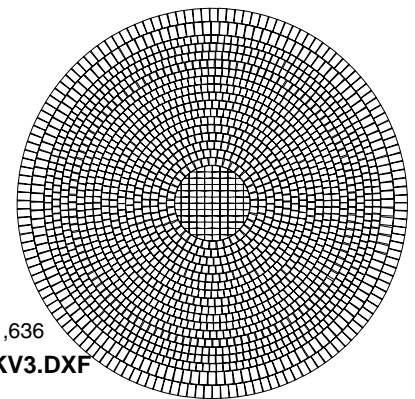
M=1:100




Te-KV1.DXF
Ø 31,560



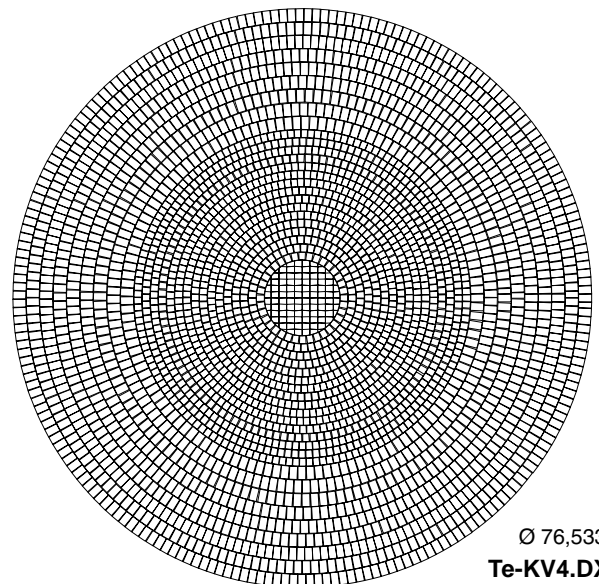
Te-KV2.DXF
Ø 44,512



Ø 51,636
Te-KV3.DXF



Ø 108,592
Te-KV5.DXF




Ø 76,533
Te-KV4.DXF


Planungshilfe **TEGULA Verlegemuster Nr.19**

Versatz

M=1:100



21,000




21,000


Te-VM19.DXF**Te-VM19V.DXF**Planungshilfe **TEGULA Halbverband**

Versatz

M=1:100



21,000



17,500

Te-HV.DXF**Te-HV1.DXF**Planungshilfe **TEGULA Rasenpflaster Normalstein**

Versatz

M=1:100



12,250




8,400

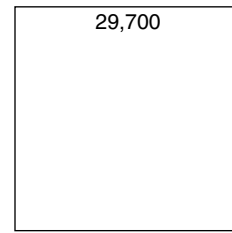
Te-RPN.DXF**Te-RPN1.DXF**Planungshilfe **TEGULA Großplatte Römerverlegung**

Versatz

M=1:100



29,700



29,700

TeG-RV.DXF**TeG-RV1.DXF**Planungshilfe **TEGULA Rasenpflaster Quadratsteine**

Versatz

M=1:100



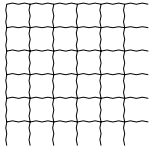
5,950



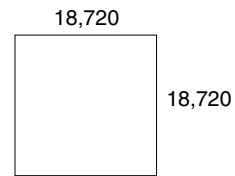
5,950

Te-RPQ.DXF**Te-RPQ1.DXF**

Planungshilfe **TAUERNEDEKOR Verlegemuster Nr.11** Versatz M=1:100



Ta-VM11.DXF

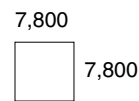


Ta-VM11V.DXF

Planungshilfe **TAUERNEDEKOR Verlegemuster Nr.2** Versatz M=1:100

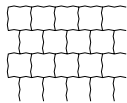


Ta-VM2.DXF

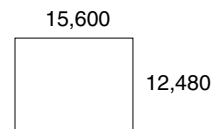


Ta-VM2V.DXF

Planungshilfe **TAUERNEDEKOR Verlegemuster Nr.12** Versatz M=1:100



Ta-VM12.DXF

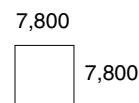


Ta-VM12V.DXF

Planungshilfe **TAUERNEDEKOR Verlegemuster Nr.13** Versatz M=1:100



Ta-VM13.DXF

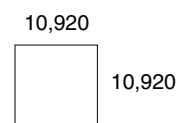


Ta-VM13V.DXF

Planungshilfe **TAUERNEDEKOR Verlegemuster Nr.21** Versatz M=1:100



Ta-VM21.DXF

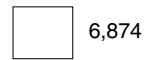


Ta-VM21V.DXF

Planungshilfe **SILIDUR SECHSECKSTEIN** Versatz M=1:100



7,920



Silidur.DXF

SilidurV.DXF

Planungshilfe **SILIDUR WELLENSTEIN Halbverband** Versatz M=1:100



6,634




SilW-HV.DXF

SilW-HVV.DXF

Planungshilfe **SILIDUR WELLENSTEIN Fischgrätmuster** Versatz M=1:100



4,423




SilW-FG.DXF

SilW-FGV.DXF

Planungshilfe **SILIDUR WELLENSTEIN Paketverband** Versatz M=1:100



4,423



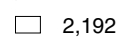
SilW-PV.DXF

SilW-PVV.DXF

Planungshilfe **MATORO Verbundstein 8 cm** Versatz M=1:100



3,295



Matoro8.DXF

Matoro8V.DXF

Planungshilfe **AQUARIN 12mm Kreuzfuge** Versatz M=1:100



3,920

 3,920
Aqu-12K.DXF**Aqu-12KV.DXF**

Planungshilfe **AQUARIN 24mm Kreuzfuge** Versatz M=1:100



4,110

 4,110
Aqu-24K.DXF**Aqu-24KV.DXF**

Planungshilfe **AQUARIN 12mm Halbverband** Versatz M=1:100



3,920

 3,920
Aqu-12H.DXF**Aqu-12HV.DXF**

Planungshilfe **FORUM 24 Linearverlegung** Versatz M=1:100



7,260

 9,200
Fo24-LV.DXF**Fo24-LVV.DXF**

Planungshilfe **FORUM 16 Linearverlegung** Versatz M=1:100



4,840

 6,133
Fo16-LV.DXF**Fo16-LVV.DXF**

Planungshilfe **FORUM 12 Linearverlegung** Versatz M=1:100



3,630

 4,600
Fo12-LV.DXF**Fo12-LVV.DXF**

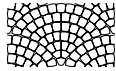
Planungshilfe **FORUM Rasenpflaster 16** Versatz M=1:100

**FO-R16.DXF**

3,927

 3,847
FO-R16V.DXF

Planungshilfe **FORUM Schuppe** Versatz M=1:100

**Fo-Schu.DXF**

14,169

 8,420
Fo-SchuV.DXF


Planungshilfe **RONDO Rasenstein** Versatz M=1:100

**Rondo.DXF**

8,100

 8,100
RondoV.DXF

Planungshilfe **FLÜSTERMATORO** Versatz M=1:100

**FM.DXF**

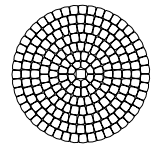
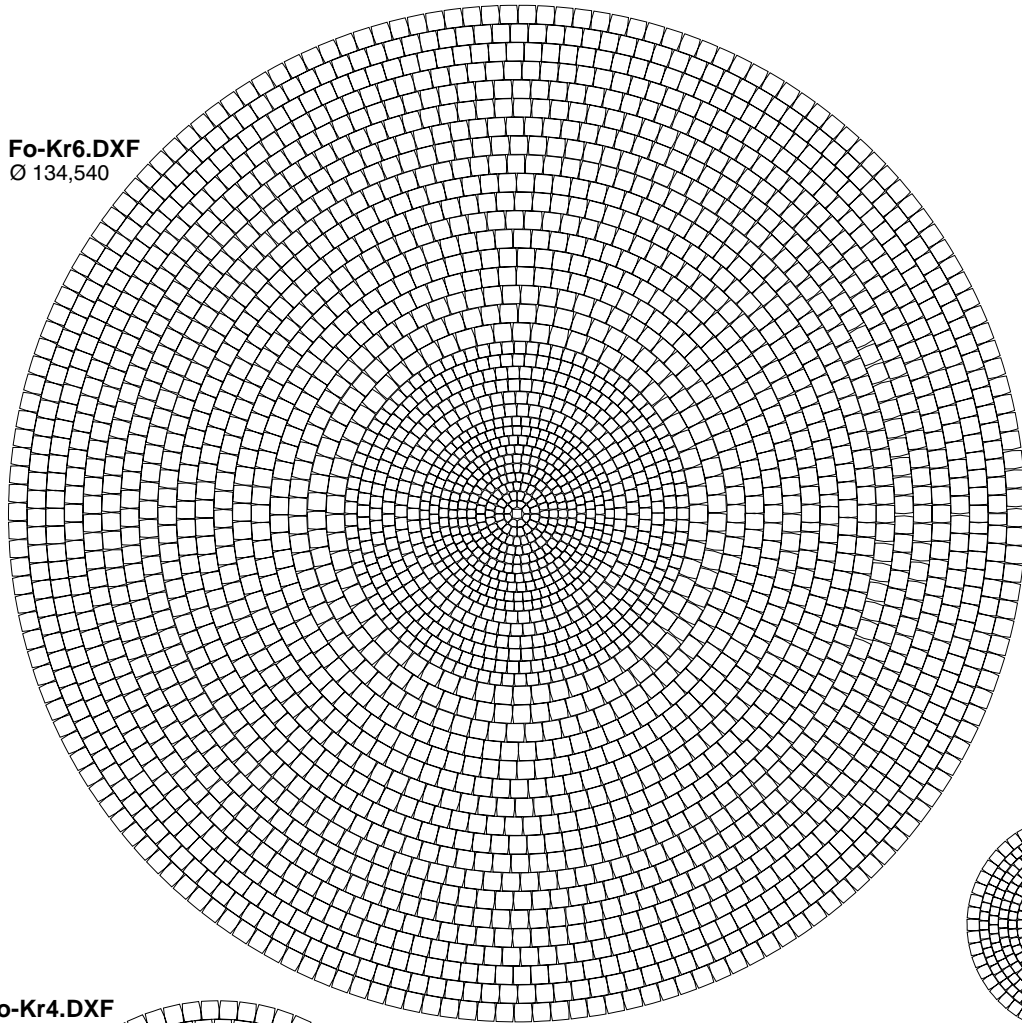
25,980

 8,640
FMV.DXF

Planungshilfe **FORUM Kreise**

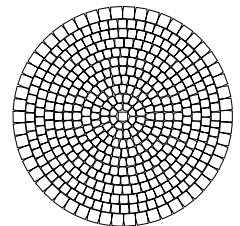
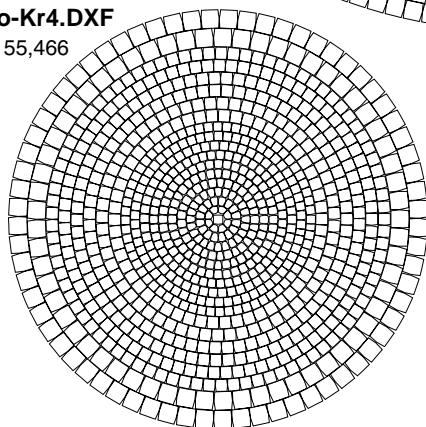
M=1:100

Fo-Kr6.DXF
Ø 134,540

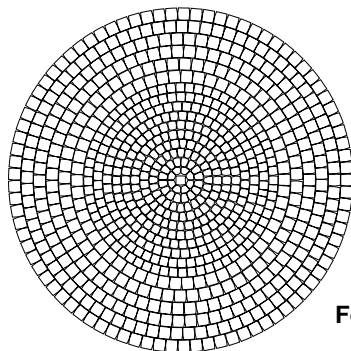


Fo-Kr1.DXF
Ø 18,200

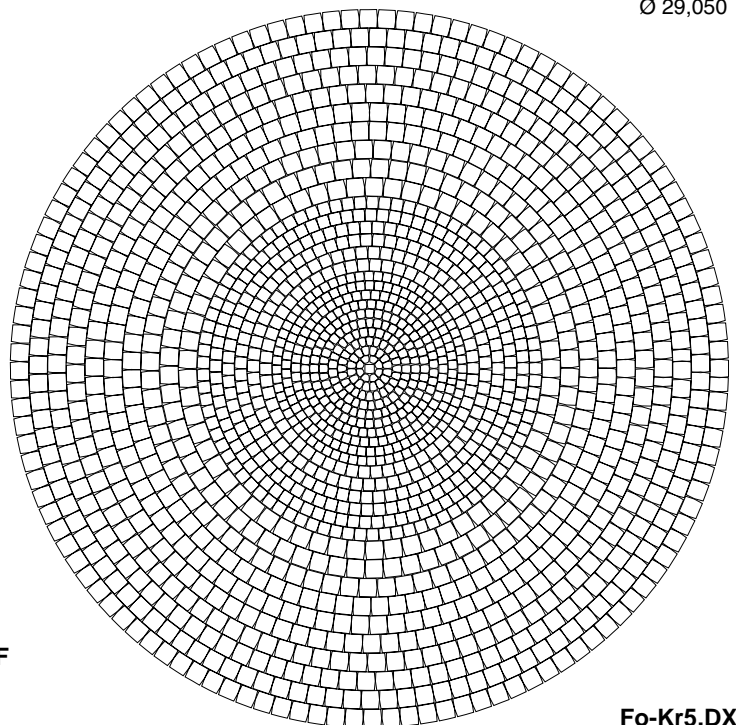
Fo-Kr4.DXF
Ø 55,466



Fo-Kr2.DXF
Ø 29,050



Fo-Kr3.DXF
Ø 45,577

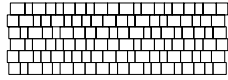


Fo-Kr5.DXF
Ø 94,989

Planungshilfe **RIALTA**

Versatz

M=1:100



28,750



9,450

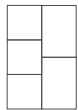
RIALTA.DXF

RialtaV.DXF

Planungshilfe **CARMA Classic Verlegemuster 1**
Wegbreite ca. 137 cm

Versatz

M=1:100



9,133

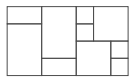
CC-VM1.DXF

CC-VM1V.DXF

Planungshilfe **CARMA Classic Verlegemuster 2**
Wegbreite ca. 92 cm

Versatz

M=1:100



15,983

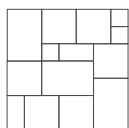
CC-VM2.DXF

CC-VM2V.DXF

Planungshilfe **CARMA Classic Verlegemuster 3**

Versatz


M=1:100



15,983

CC-VM3.DXF

CC-VM3V.DXF

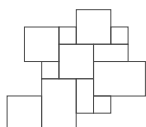


15,983

Planungshilfe **CARMA Classic Verlegemuster 4**

Versatz


M=1:100



13,700

CC-VM4.DXF

CC-VM4V.DXF


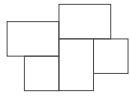


13,700

Planungshilfe **CARMA Classic Verlegemuster 5**

Versatz

M=1:100



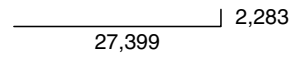
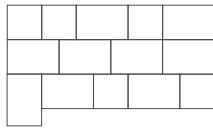
CC-VM5.DXF

CC-VM5V1.DXF

Planungshilfe **CARMA Classic Verlegemuster 6**

Versatz

M=1:100



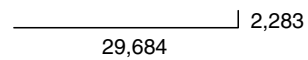
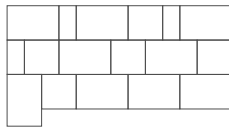
CC-VM6.DXF

CC-VM6V.DXF

Planungshilfe **CARMA Classic Verlegemuster 7**

Versatz

M=1:100



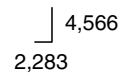
CC-VM7.DXF

CC-VM7V.DXF

Planungshilfe **CARMA Classic Verlegemuster 8**

Versatz

M=1:100





CC-VM8.DXF

CC-VM8V.DXF

Planungshilfe **CARMA Classic Verlegemuster 9**

Versatz

M=1:100



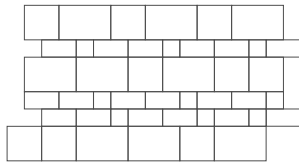
CC-VM9.DXF

CC-VM9V.DXF


Planungshilfe **CARMA Classic Verlegemuster 10**

Versatz

M=1:100



CC-VM10.DXF

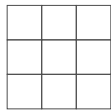


CC-VM10V.DXF

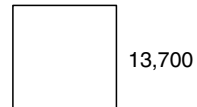
Planungshilfe **CARMA Yorkstone Verlegemuster 1**

Versatz

M=1:100



CY-VM1.DXF

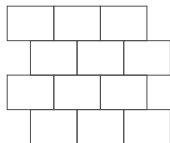


CY-VM1V.DXF

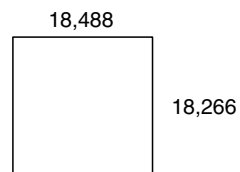
Planungshilfe **CARMA Yorkstone Verlegemuster 2**

Versatz

M=1:100



CY-VM2.DXF

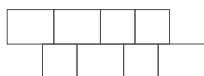


CY-VM2V.DXF

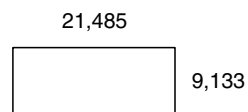
Planungshilfe **CARMA Yorkstone Verlegemuster 3**

Versatz

M=1:100



CY-VM3.DXF



CY-VM3V.DXF

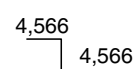
Planungshilfe **CARMA Yorkstone Verlegemuster 4**

Versatz

M=1:100

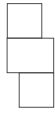


CY-VM4.DXF



CY-VM4V.DXF

Planungshilfe **CARMA Yorkstone Verlegemuster 5** Versatz M=1:100

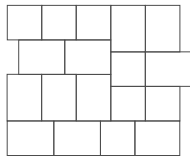


4,567

CY-VM5.DXF

CY-VM5V.DXF

Planungshilfe **CARMA Yorkstone Verlegemuster 6** Versatz M=1:100



CY-VM6.DXF

CY-VM6V.DXF